



Postal address	PO Box 985 Stanthorpe 4380
Phone	(07) 4681 5888
Fax	(07) 4681 5800
Email	the.principal@stanthorshs.eq.edu.au
Webpages	Additional reporting information pertaining to Queensland state schools is located on the My School website and the Queensland Government data website.
Contact Person	Principal

Principal's foreword

Introduction

This School Annual Report outlines the achievements, and provides information, in relation to the students and staff of Stanthorpe State High School for the 2012 academic year.

Stanthorpe State High School values all people and exists to benefit our students and our community. We have a vision for learning and success and provide a framework for this within a positive, safe, supportive and inclusive environment. This is achieved in an environment of high expectations of self and others where "If it is your best - it will always do". Our school provides students with high quality relevant opportunities to engage and excel in academic and vocational pathways towards their chosen careers. Stanthorpe State High School's Junior Secondary School provides students with a full range of curriculum offerings and experiences that provide the foundations for and articulate directly with our Senior Secondary School curriculum. Our Senior curriculum offers a broad range of 24 Authority Subjects including English Extension, Physics, Chemistry and Mathematics A, B and C, 11 Nationally recognised Vocational Education and Training Certificates and Authority Registered subjects, English Communications and Prevocational Mathematics.

Stanthorpe State High School provides the opportunity for every student to achieve a positive outcome from their education.

School progress towards its goals in 2012

Stanthorpe State High School has maintained a consistent agreed set of four priorities for the past 3 years:

#1 Key Priority – Improved Student Achievement

- A number of performance measures are used:
 - A-E data – students receiving A, B or C across subjects exceeded the 80% target
 - NAPLAN data – All strands exceeded the school targets in both the percentage of students meeting National Minimum Standards (NMS) and achieving in the Upper 2 Bands (U2B) with the exception of Writing. Writing was however still above the State average for both NMS and U2B.
 - OP data – 25% of males achieved OP 1-5, 5.3% above the state average. 57.8% of students received an OP 1-10, 11.2% above the state average.
 - QCE/SAT/VET – 91% of students exited Year 12 having achieved a QCE, completed a SAT or having completed a VET qualification.

#2 Key Priority – Improved Student Attendance

- The strong correlation between attendance and achievement makes improved student attendance an imperative if our #1 Key Priority is to be maximised.
 - Whilst the overall school attendance was 85% there is evidence of a developing community culture of improved attendance as important for student outcomes.
 - Planning, budgeting and mechanisms are in place to provide parents in 2013 with immediate feedback on their students' attendance/absence via a daily SMS service.

#3 Key Priority – Staff Development and Performance through Quality Targeted Professional Development with a focus on Classroom Pedagogy & Performance.

- Teacher performance and consistency of delivery is a key factor in achieving improved student achievement and improved student attendance.
 - 100% of staff were provided with and attended professional development directly related to improving their pedagogy and subsequent performance in the classroom.
 - A whole-school pedagogical delivery style based on Explicit Teaching was developed with all teachers attending professional development in preparation for full implementation across the school in 2013.
 - Peer mentoring and classroom profiling coupled with formal coaching and mentoring of teachers will assist with embedding a whole-school pedagogical framework in 2013.

#4 Key Priority – Implementation of Australian Curriculum in English, Maths and Science and Readiness for History in 2013 and future roll out of other areas.

- Australian Curriculum was fully and successfully implemented across Years 8-10 in English, Maths and Science with extremely pleasing results and a sense of purpose across the school community.
 - Work Programs and related units of work were fully prepared along with timetable structures to ensure the roll out of the Australian Curriculum for History in 2013 would also be successful.

Future outlook

Stanthorpe State High School will continue its focus on our embedded four Key Priorities with a clear goal to ensure Student Outcomes post-school are improved and in line with a student's planned aspirations. Stanthorpe State High School will move to a timetable structure that will provide for:

1. Improved student outcomes through a differentiated structure:
 - In courses of study that are based on Senior Authority Subjects focussed on entry into Tertiary Studies, and
 - In courses of study that are based on nationally recognised Vocational Education and Training Certificates focussed on entry into further training and/or employment in industry.
2. A Junior Secondary School environment that has embedded expectations and processes that is prepared to welcome Year 7s to our Junior Secondary School in 2015 and will provide for the delivery of the Australian Curriculum to Years 7, 8 and 9.
3. A Senior Secondary School environment encompassing Year 10, 11 and 12 with Year 10 utilising the full range of study options in the Australian Curriculum that will set the foundations for successful studies in Year 11 and 12.
4. Stanthorpe State High School as:
 - a. A School of Excellence in Academic Studies
 - b. A School of Excellence in Vocational Studies

These improved student outcomes achieved in a safe and supportive environment for students, parents/

Our school at a glance

carers and staff will continue to grow the improving Community Confidence as #5 Key Priority in 2013.

School Profile

Coeducational or single sex: Coeducational

Year levels offered in 2012: Year 8 - Year 12

Total student enrolments for this school:

	Total	Girls	Boys	Enrolment Continuity (Feb – Nov)
2010	586	307	279	90%
2011	578	304	274	90%
2012	586	304	282	89%

Student counts are based on the Census (August) enrolment collection.

Characteristics of the student body:

The student body at Stanthorpe State High School consists of a diverse range of cultural and socio-economic backgrounds. Approximately 60% of students travel by bus to school from surrounding rural villages and family farms. Students travel daily from areas stretching as far away as Texas 100km to the west, Tenterfield (NSW) 57km to the south, Liston and surrounding areas (NSW) 40km to the east and 30km north to Dalveen and surrounding areas. Other students reside in the town of Stanthorpe. Family employment includes a mix of those employed in professional service organisations and public sector organisations, self-employed business owners, tradespersons, orchardists, small crops specialists, graziers and wine and tourism ventures.

The school community espouses conservative values and these are reflected in the traditions, values and expectations of the school. The school has a well-developed Responsible Behaviour Plan for Students that supports these values and expectations including a strong emphasis on the wearing of school uniform.

Stanthorpe and the Granite Belt area has a large well-integrated Italian population steeped in the history of the region. Adding to the cultural diversity of the area is a broad range of cultural groups along with a transient 'backpacker' population that provides much needed seasonal workers for the local farmers. Indigenous students account for approximately 7% of student enrolments.

Average Class sizes

Phase	Average Class Size		
	2010	2011	2012
Year 4 – Year 10	20	21	19
Year 11 – Year 12	16	17	17

Our school at a glance

School Disciplinary Absences

Disciplinary Absences	Count of Incidents		
	2010	2011	2012
Short Suspensions - 1 to 5 days	74	86	90
Long Suspensions - 6 to 20 days	18	20	17
Exclusions	3	1	2
Cancellations of Enrolment	0	0	0

Curriculum offerings

Our distinctive curriculum offerings include two Showcase Awards for Excellence in Schools award winning programs being our:

- Italian Immersion Program in Years 8, 9 and 10
- Wine Tourism Industry Links Program based on the Banca Ridge Project.

A suite of 12 nationally recognised Vocational Education and Training Certificates included the first school-based students in Australia to complete Certificate II in Food Processing – Wine.

Stanthorpe State High School also offers access to an award winning Work Education Program incorporating:

- School Based Traineeships and Apprenticeships.
- Work Experience.
- Structured Workplace Learning.

This program won the Queensland Training Award for Vocational Education and Training in Schools in 2006 going on to be runner-up at the Australian Training Awards in that year. This program has been successfully sustained to this time and continues to provide quality outcomes for students.

These award winning programs are evidence of Stanthorpe State High School's:

- Capacity to develop, offer and sustain quality programs supporting and meeting individual student needs.
- Strong support of the importance of academic excellence as preparation for tertiary entrance.
- Provision of access to a wide range of nationally accredited vocational education and training courses.
- Strong individually tailored school-based traineeship and apprenticeship program.

This diversity of offerings of quality programs caters for each student's needs, interests and job/career aspirations.

Stanthorpe State High School continues to develop closer and stronger links as a major Educational Partner with the Queensland College of Wine Tourism and its other educational partners being the

Our school at a glance

University of Southern Queensland and the Southern Institute of TAFE. The Granite Belt and Border College of Trades is located on our site and will provide quality training in Construction, Engineering Manufacturing, Furnishings and Small Motors Maintenance and Repairs.

Extra curricula activities.

Extra Curricula activities offered at Stanthorpe State High School consistently engage students in a comprehensive range of academic enrichment, cultural, sporting and community activities. These include:

- International Study Tours and exchanges hold an important place in our extra curricula and enhancement programs:
 - Italian Immersion Study Tour to Italy every second year, including two weeks stay with a host family whilst attending an Italian high school, and reciprocal visits by students from Italy to Stanthorpe, involving school attendance and host family accommodation.
 - Wine Tourism and Agricultural Study Tour to California every second year with an itinerary that allows students to experience and investigate related industries from Los Angeles through Bakersfield, Tulare, Fowler, Hilmar, Yosemite National Park, Sonoma, Galt, St Helena, Napa Valley and San Francisco. A reciprocal arrangement is being developed where students from St Helena High School, California will visit our school on alternate years.
 - Hosting of Japanese students and staff from our sister city, Shiwa in conjunction with Southern Downs Regional Council.
 - Instrumental Music Program – Jazz Ensemble, String Ensemble, Concert Band, School Choir, Eisteddfod and Brisbane Exhibition performances.
 - Young Chefs and Young Hosts courses.
 - Year 12 Senior Outdoor Education 7 day Camp incorporating 5 days Snow Riding and life skills.
 - Year 8, 9, 11 Personal Development and Leadership Camps
 - Youth Leadership Courses including strong links with Stanthorpe Toastmasters.
 - Year 12 Leadership Conference Day.
 - Senior Agriculture Camp
 - StanHigh Limousin Stud Show Team and Cattle Club works closely with local industry based people and Studs to provide exposure to industry standards and opportunities. The Show Team attends, and is successful at Agricultural Shows participating in Junior Judging, Paraders and Herdsmanship competitions whilst exhibiting Stud Cattle and Led Steers/Heifers.
 - School sporting and representative teams – including but not limited to Athletics, Basketball, Cricket, Cross Country, Football, Futsal, Netball, Orienteering, Rugby League, Rugby Union.
 - International Competitions and Assessments (ICAS) Competitions.
 - Year 12 Safe Drive Day
 - Road Awareness and Accident Prevention Day.
 - Year 8 Inter-Class sporting competitions
 - Interhouse Readers Cup competition
 - Community volunteer programs including Meals on Wheels and Red Shield Doorknock Appeal.
 - First Aid Courses.
 - Responsible Service of Alcohol (RSA) Courses.
-

How Information and Communication Technologies are used to assist learning

Our school at a glance

Information and Communication Technologies are used extensively across all curriculum areas at Stanthorpe State High School to assist student learning and enhance opportunities for all students. In 2012 our school maintained a computer/student ratio of 1:1 based on Years 9 – 12 enrolments. Students in Years 11 and 12 have access to a 'take home' laptop program that provides them with the capacity to connect to the 3G network as well as wifi networks. Students have full wireless connectivity with the school network whilst on campus. This program along with a broader shift in the school from 'computer labs' to mobile devices has provided the capacity for teachers to fully integrate the use of ICTs into their daily classroom pedagogy. Students and teachers enjoy the benefits of the diversity of activities available through the access they have to computer devices including whole-class activities, small group activities and individual access through classrooms, dedicated computer rooms, pods of computers, the Literacy Centre and the Resource Centre. Computer hardware and software is upgraded on an ongoing basis to maintain currency of programs and equipment accessed.

Staff professional development opportunities are increasingly offered to develop the pedagogical skills required to embrace the ever changing technologies available in the classroom. All teachers at Stanthorpe State High School utilise their own laptop for the purposes of developing their own skills and preparing and delivering enhanced teaching and learning in their classrooms. Significant portions of the school and faculty budgets continue to be allocated to providing facilities, equipment and the human resources required to maintain quality access to Information and Communication Technologies in the classrooms.

Students enjoy a technological environment designed to assist them in improving their individual achievements and the attainment of their personal educational aspirations.

Social climate

Stanthorpe State High School provides an ordered and disciplined environment with a strong support program. The welfare and support team includes the Guidance Officer, Behaviour Management – Youth Worker, School-Based Youth Health Nurse, Chaplain, Year Level Coordinators, Heads of Department and Deputy Principals.

Pastoral Care programs include but are not limited to:

- Student leadership programs including a full range of Year Level Camps
- Anti-bullying workshops and programs
- Cyber-safety programs
- 'Brekkie Club'
- 'Homework Club'
- Study Skills programs
- Decision making programs
- Engagement of parents/carers in a variety of evening programs

Our Indigenous students comprise 7 % of our total school population and these students are achieving well with respect to the key criteria of attendance, literacy achievement, retention across key junctures, and completion to Year 12.

Stanthorpe State High School's close connection with parents/carers and the community continues to be strong. The school enjoys a community with a strong sense of pride and ownership of the school seeing it as an integral and valuable asset to the town and its young people. Parents/carers, through School Opinion Survey Results, consistently indicate high levels of satisfaction in the areas of:

- Student outcomes
- Curriculum offerings

Our school at a glance

- The learning environment
- Resourcing
- General satisfaction

Parent, student and staff satisfaction with the school

Stanthorpe State High School enjoys a very supportive body of parents and broader community persons and organisations who continue to have and support high expectations of quality teaching and learning and subsequent student outcomes. Students at Stanthorpe State High School have had and continue to have a strong view and expectation that their learning environment is of a very high standard and conducive to effective learning. Whilst all staff have had access to and taken advantage of quality professional development they continue to express a desire to access more professional development to allow them to stay ahead of the constantly changing nature of the provision of education in schools.

Performance measure (Nationally agreed items shown*)

Percentage of parents/caregivers who agree that:	2012 [#]
their child is getting a good education at school	95.2%
this is a good school	95.2%
their child likes being at this school*	100.0%
their child feels safe at this school*	100.0%
their child's learning needs are being met at this school*	95.2%
their child is making good progress at this school*	95.2%
teachers at this school expect their child to do his or her best*	95.2%
teachers at this school provide their child with useful feedback about his or her school work*	95.2%
teachers at this school motivate their child to learn*	95.2%
teachers at this school treat students fairly*	95.0%
they can talk to their child's teachers about their concerns*	100.0%
this school works with them to support their child's learning*	95.2%
this school takes parents' opinions seriously*	100.0%
student behaviour is well managed at this school*	84.2%
this school looks for ways to improve*	100.0%
this school is well maintained*	100.0%

Performance measure (Nationally agreed items shown*)

Percentage of students who agree that:	2012 [#]
they are getting a good education at school	95.3%

Our school at a glance

they like being at their school*	75.0%
they feel safe at their school*	88.4%
their teachers motivate them to learn*	93.0%
their teachers expect them to do their best*	100.0%
their teachers provide them with useful feedback about their school work*	95.3%
teachers treat students fairly at their school*	69.8%
they can talk to their teachers about their concerns*	79.1%
their school takes students' opinions seriously*	73.8%
student behaviour is well managed at their school*	54.8%
their school looks for ways to improve*	88.4%
their school is well maintained*	85.7%
their school gives them opportunities to do interesting things*	81.4%

Performance measure (Nationally agreed items shown*)

Percentage of school staff who agree:	2012 [#]
that they have good access to quality professional development	81.8%
with the individual staff morale items	86.3%

* Nationally agreed student and parent/caregiver items were incorporated in the School Opinion Survey in 2012.

[#] Percentage of respondents who Somewhat Agree, Agree or Strongly Agree with the statement. Due to changes to the School Opinion Surveys in 2012, comparisons with results for previous years are not recommended.

DW = Data withheld to ensure confidentiality.

Involving parents in their child's education

Strategies to actively involve parents in their children's education during 2012 included:

- Weekly articles in the local media highlighting school activities and student achievements.
- 'Grapevine' newsletters focussing on celebrating our students' successes and clear communication regarding coming events.
- Monthly P&C meetings held on the 2nd Wednesday of the month at 7.00pm in the Granite Belt Community Learning Centre.
- Information evenings for parents, each with a particular theme and year level catered for.
- Principal and Administration visits to Year 7 students in all feeder schools during June.
- Advertising of activities and events in the local media.
- Interim progress reports completed for parents on their students' academic, effort and behaviour progress after Term 1.
- Formal End of Semester Reports completed and distributed to parents at the completion of Semester 1&2.
- Formal parent-teacher interviews twice yearly and the availability of parent-teacher interviews at any time on request.
- Parent representation standing committees such as Buildings and Grounds, Student Resource Scheme, Canteen, Uniform and Fundraising for International Exchange Programs.
- Indigenous Parent/Carer working group supporting programs for students.
- Involvement of parents as host families for student visitors from Cividale del Friuli in Italy and Shiwa in Japan.

Reducing the school's environmental footprint

Electricity usage at Stanthorpe State High School continues to be variable. The impact of temperatures during any given winter period in Stanthorpe have a marked impact on electricity usage. The need to ensure our learning environment is conducive to quality teaching and learning is a priority and requires significant electricity usage to maintain the temperature in classrooms during these months.

All measures to ensure the energy efficiency, including insulation and installation of energy efficient systems and devices are considered when new facilities or maintenance is undertaken have been considered and is within required standards.

Stanthorpe State High School has continued to utilise effluent water in contractual agreement with the Southern Downs Regional Council for allowable usage e.g. pasture production for sheep and cattle projects, stone fruit orchard and vineyard. All new facilities have the required water usage efficiency devices and rainwater tanks installed.

Environmental footprint indicators, 2011-2012

Data is sourced from school's annual utilities return and is reliant on the accuracy of these returns.

Our school at a glance

	Electricity kWh	Water kL
2009-2010	263,761	0
2010-2011	338,869	1,111
2011-2012	310,228	55

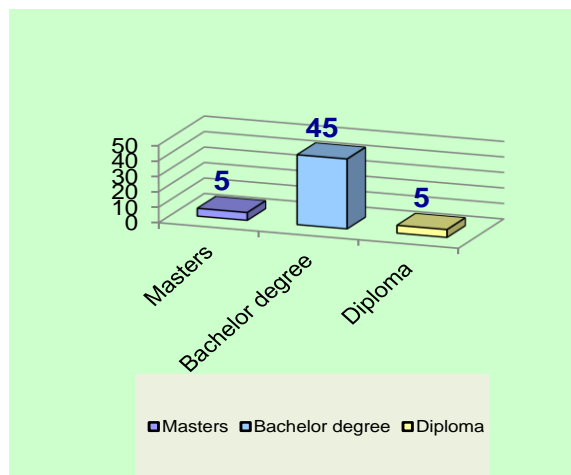
Our staff profile

Staff composition, including Indigenous staff

2012 Workforce Composition	Teaching Staff	Non-teaching Staff	Indigenous Staff
Headcounts	55	34	<5
Full-time equivalents	51.7	26.5	<5

Qualifications of all teachers

Highest level of attainment	Number of classroom teachers and school leaders at the school
Masters	5
Bachelor degree	45
Diploma	5



Expenditure on and teacher participation in professional development

The total funds expended on teacher professional development in 2012 were \$20 752.

The major professional development initiatives are as follows:

- Australian Curriculum - review, development, preparation and implementation
- Pedagogical change in the classroom
- Explicit Teaching
- Literacy support training

Our staff profile

- Numeracy support training
- Queensland Studies Authority Panel Training and Verification
- Vocational Education and Training qualifications
- ICT integration in the classroom
- Senior schooling
- Managing student behaviour

The proportion of the teaching staff involved in professional development activities during 2012 was 100%.

Average staff attendance	2010	2011	2012
Staff attendance for permanent and temporary staff and school leaders.	96.1%	97%	96.7%

Proportion of staff retained from the previous school year

From the end of the previous school year, 96.5% of staff was retained by the school for the entire 2012 school year.

School income broken down by funding source

School income broken down by funding source is available via the My School website at <http://www.myschool.edu.au/>.

To access our income details, click on the *My School* link above. You will then be taken to the *My School* website with the following 'Find a school' text box.

Find a school

Search by school name

Search by suburb, town or postcode

Sector Government
 Non-government

Where it says '**Search by school name**', type in the name of the school you wish to view, and select **<GO>**. Read and follow the instructions on the next screen; you will be asked to accept the **Terms of Use** and Privacy Policy before being given access to the school's My School entry web page.

School financial information is available by selecting '**School finances**' in the menu box in the top left corner of the school's entry web page. If you are unable to access the internet, please contact the school for a paper copy of income by funding source.

Performance of our students

Key student outcomes

Student attendance	2010	2011	2012
The overall attendance rate for the students at this school (shown as a percentage).	85%	85%	87%
The overall attendance rate in 2012 for all Queensland state Secondary schools was 88%.			

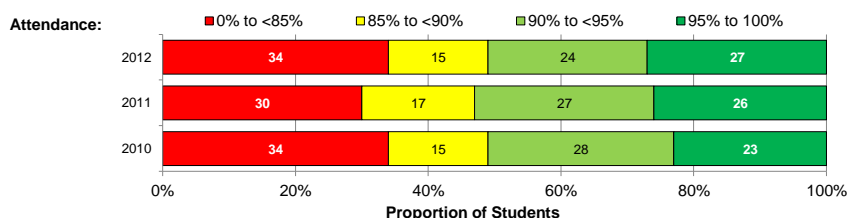
Student attendance rate for each year level (shown as a percentage)

	Year 8	Year 9	Year 10	Year 11	Year 12
2010	89%	86%	84%	82%	84%
2011	91%	85%	86%	79%	85%
2012	89%	86%	83%	83%	83%

DW = Data withheld to ensure confidentiality.

Student Attendance Distribution

The proportions of students by attendance range.



Description of how non-attendance is managed by the school

Non-attendance is managed in state schools in line with the DET policies, SMS-PR-029: Managing student Absences and SMS-PR-036: Roll Marking in State Schools, which outline processes for managing and recording student attendance and absenteeism.

Stanthorpe State High School completes two formal roll markings each day. The first roll marking is conducted prior to the first period of instruction each morning in what is known as "Form Class". This information is recorded and collated and a daily absentee list is produced and available to all teachers. Teachers complete their own roll marking in each of their classes throughout the day and investigate/report any discrepancies in relation to the absentee list. A second formal roll marking is undertaken during the first period of instruction in the afternoon following our second lunch break. Any discrepancies in comparison to the morning roll marking, leave pass register, sick bay register, excursion register or other known departures are investigated and parents/carers contacted if necessary. Students are required to bring a written letter of explanation from their parent/carer for any absences that have not been previously communicated to the school by a parent/carer. Absences left unexplained are followed up with a parent/carer by phone, letter or in person.

Where student absences are in excess of a normal range parents/carers and the student are counselled on the clear relationship between achievement at school and attendance at school. Families are offered

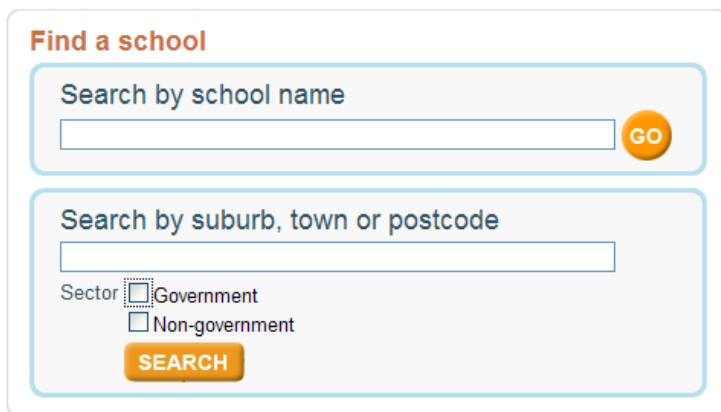
Performance of our students

assistance with resolving any extenuating circumstances that may be related to the absences. Parents/carers and students are also clearly informed of the legislative requirements pertaining to the compulsory schooling phase and the compulsory participation phase and the possible ramifications of failing to meet these requirements. The school's Responsible Behaviour Plan for Students has clear expectations in relation to attendance including a Good Standing Policy specifically relating to students in the compulsory phase of participation.

National Assessment Program – Literacy and Numeracy (NAPLAN) results – our reading, writing, spelling, grammar and punctuation, and numeracy results for the Years 3, 5, 7 and 9.

Our reading, writing, spelling, grammar and punctuation, and numeracy results for the Years 3, 5, 7 and 9 are available via the My School website at <http://www.myschool.edu.au/>.

To access our NAPLAN results, click on the *My School* link above. You will then be taken to the *My School* website with the following 'Find a school' text box.



The image shows a search interface titled "Find a school". It contains two main search sections. The first section is "Search by school name", which includes a text input field and a yellow "GO" button. The second section is "Search by suburb, town or postcode", which includes a text input field, a "Sector" dropdown menu with "Government" and "Non-government" options, and a yellow "SEARCH" button.

Where it says 'Search by school name', type in the name of the school whose NAPLAN results you wish to view, and select <GO>.

Read and follow the instructions on the next screen; you will be asked to accept the **Terms of Use** and Privacy Policy before being able to access NAPLAN data.

If you are unable to access the internet, please contact the school for a paper copy of our school's NAPLAN results.

Performance of our students

Achievement – Closing the Gap

Closing the Gap between indigenous and non-indigenous student performance continues to be an important focus at Stanthorpe State High School. Data continues to reflect no significant difference in attendance rates. Whilst this is above the state performance in relation to attendance it is still below our aspirational targets. Student data indicates a 9% higher apparent retention rate from Years 10-12 of indigenous students compared to non-indigenous students in 2012.

Apparent retention rates Year 10 to Year 12	2010	2011	2012
Year 12 student enrolment as a percentage of the Year 10 student cohort.	79%	65%	97%

Outcomes for our Year 12 cohorts	2010	2011	2012
Number of students receiving a Senior Statement.	98	75	96
Number of students awarded a Queensland Certificate Individual Achievement.	1	0	2
Number of students receiving an Overall Position (OP).	49	46	45
Number of students who are completing/continuing a School-based Apprenticeship or Traineeship (SAT).	16	13	17
Number of students awarded one or more Vocational Educational Training (VET) qualifications (incl. SAT).	63	62	63
Number of students awarded an Australian Qualification Framework Certificate II or above.	50	53	46
Number of students awarded a Queensland Certificate of Education (QCE) at the end of Year 12.	71	61	70
Percentage of OP/IBD eligible students with OP 1-15 or an IBD.	63%	61%	73%
Percentage of Year 12 students who are completing or completed a SAT or were awarded one or more of the following: QCE, IBD, VET qualification.	87%	95%	91%
Percentage of Queensland Tertiary Admissions Centre (QTAC) applicants receiving an offer.	87%	93%	91%

As at 2 May 2013. The above values exclude VISA students.

Overall Position Bands (OP)

Number of students in each Band for OP 1 to 25.

	OP 1-5	OP 6-10	OP 11-15	OP 16-20	OP 21-25
2010	7	13	11	15	3
2011	4	11	13	15	3
2012	7	18	8	9	3

As at 2 May 2013. The above values exclude VISA students.

Performance of our students

Vocational Educational Training qualification (VET)

Number of students awarded certificates under the Australian Qualification Framework (AQF).

	Certificate I	Certificate II	Certificate III or above
2010	44	48	7
2011	39	52	11
2012	45	44	15

As at 2 May 2013. The above values exclude VISA students.

Certificate I courses undertaken by students at Stanthorpe State High School include Certificate I's in:

- Information Technology
- Horticulture
- Agriculture
- Hospitality
- Food Processing

Post-school destination information

At the time of publishing this School Annual Report, the results of the 2012 Year 12 cohort's post-school destinations survey, *Next Step – Student Destination Report* for the school were not available. Information about these post-school destinations of our students will be incorporated into this Report in September.

Early leavers information

The destinations of young people who left the school in Years 10, 11 and prior to completing Year 12 at Stanthorpe State High School fall broadly into 3 categories:

- Students who depart the Stanthorpe area with their families to take up residence and/or employment in other regions. This trend has increased in recent times due to the difficult economic times being felt by small businesses and farming enterprises. Being in such close proximity to the Queensland – NSW border it is not uncommon for families to move interstate.
- Students who transition directly from a school program into full-time employment as a result of successful school-based apprenticeships or traineeships or structured work placement/experience programs in keeping with student Senior Education and Training Plans.
- Students who transition into alternative education/training programs more suited to the individuals needs and Senior Education and Training Plans

Students and their families who undertake to leave Stanthorpe State High School to undertake full-time employment or alternative education/training programs are given considerable assistance and counselling in this decision making process. Careful review of Senior Education and Training Plans by the Guidance Officer and Deputy Principal in charge of the senior school is undertaken and discussed in detail with the student and parents/carers. Stanthorpe State High School remains committed to providing any further support these students may need following their departure from school and this is clearly articulated to the student and his/her parents/carers.